















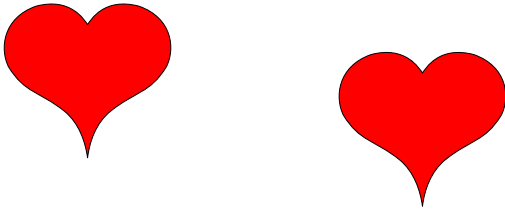

Dopasuj kolory.







Gwiazdki do wycięcia do strony nr 1:



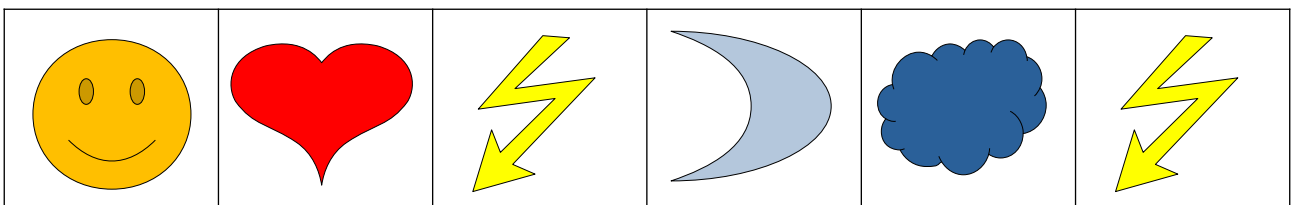


Ile obiektów jest w ramce? Wybierz kostkę z odpowiednią liczbą kropek.


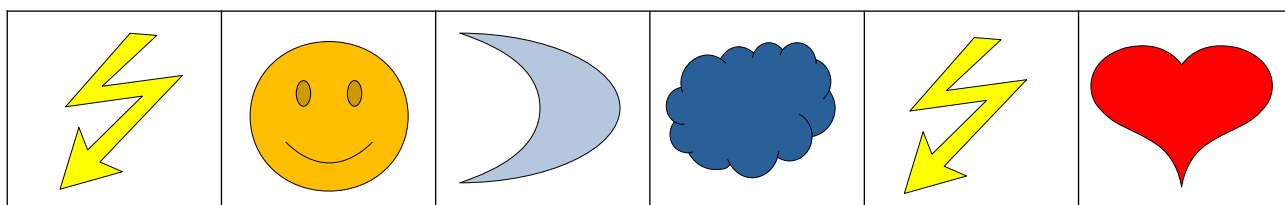

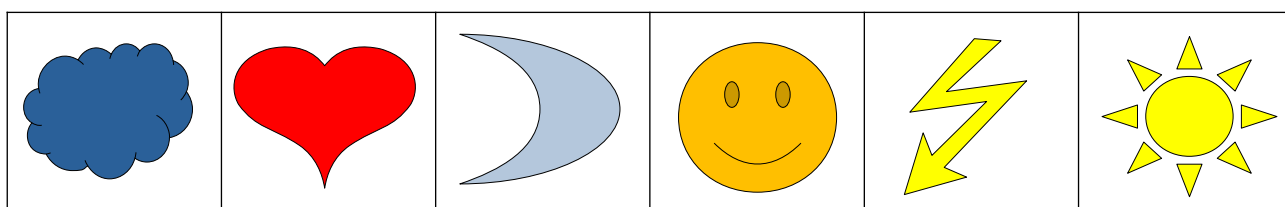


Kostki do wycięcia do zadania nr 2:







Symbole do wycięcia do zadania nr 3:



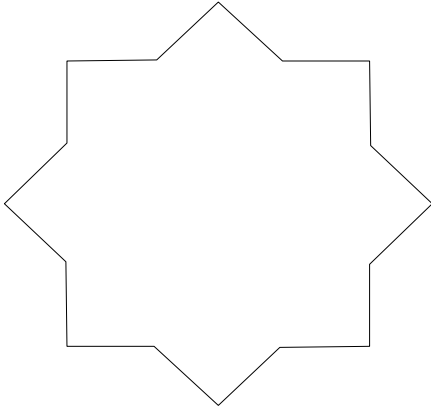



Ułóż sekwencję według wzoru.




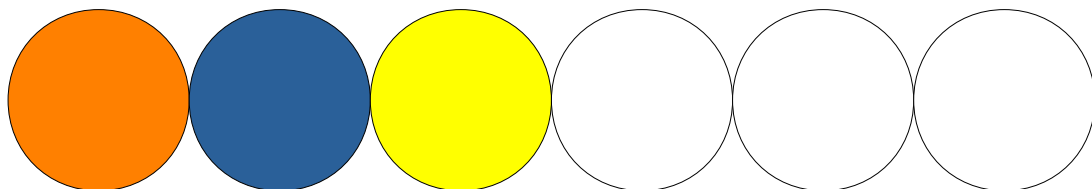

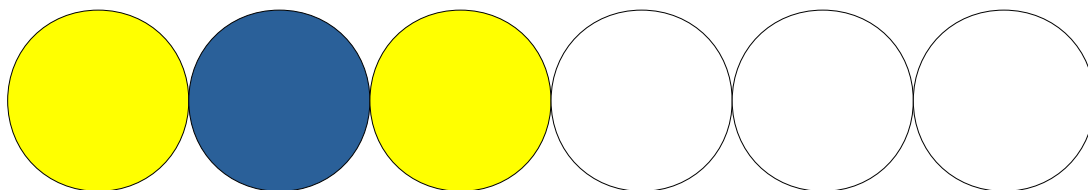
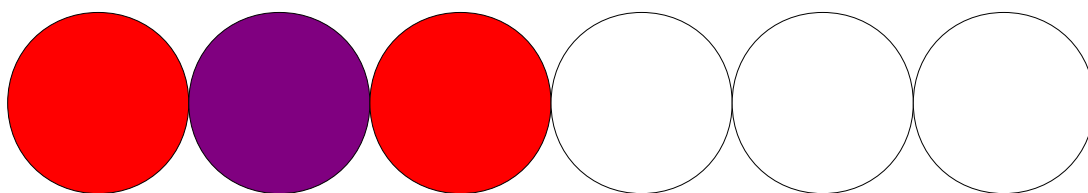
Dopasuj kształt.




Gwiazdy do wycięcia z zadania powyżej:













Dokończ sekwencję.






Koła do wycięcia do zadania powyżej:



Policz kwiaty. Do każdego koloru uporządkuj odpowiednią cyfrę.








Cyfry do wycięcia do zadania powyżej:


2	4	5
---	---	---

Krople i płatki śniegu do wycięcia do zadania z chmurą:




Co najczęściej pada z chmury zimą, a co jesienią? Dopasuj odpowiednie elementy.

ZIMA


















JESIEN




Dopasuj figury według koloru.







Figury do wycięcia do zadania powyżej:











Uzupełnij kropki na biedronce.




Kropki dla biedronki:




Dopasuj kształt odpowiednio do koloru.

Serca do wycięcia do zadania powyżej:








Elementy do zadania na następnej stronie:








Umieść kwiaty na łące. Na górze kartki umieść słońce i chmury.



Dopasuj odpowiednią wielkość puzzla.



Puzzle do wycięcia:



Dopasuj wstążki według kolorów.



Wstążki do wycięcia:

